




MENU



Category	Accessories
Suggested yarn	Cool Stuff
Type	Bag
Technique	Knit
Sizes	Approx. 26cm (10½in) × 20cm (8in) Handle length approx. 40cm (15¾in)
Languages	  

Share this pattern

MENU

By Scheepjes Designs

Pattern

MATERIALS

- 1 ball Scheepjes Cool Stuff (100% Recycled Polyester; 500g/20m)

PATTERN NOTES Use your hands, fingers and 1 ball of Scheepjes Cool Stuff to make this bag.

INSTRUCTIONS

Step 1: Make a slipknot and chain 6.

Step 2: Starting in second chain, pull up loop through each chain (on one side of chain first), then go around, pull up one loop at end of the chain and continue on other side of chain, pulling up a loop through each chain to starting point. =12 loops created, 5 along each side and 1 on each end.

Step 3: Pull up a loop through each loop in the round going anticlockwise, being careful not to undo any loops and still making the loops tight enough for a dense fabric. Continue pulling up loops until there is approx. 150cm/60in of yarn left and you're at one of the sides of the bag.

Step 4: Pull remaining yarn through last loop created first and then going through all loops anticlockwise. Pull yarn through first loop again to finish round.

Step 5: Make bag handle. Reach below bar on side to inside of bag, grab yarn and pull up a small loop, make chain stitches through loop until handle is long enough. Tie handle to bag and weave in ends on inside of bag.

Other patterns by Scheepjes Designs